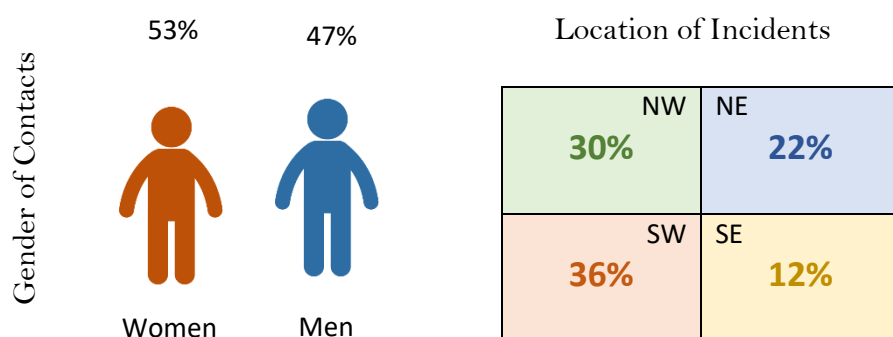
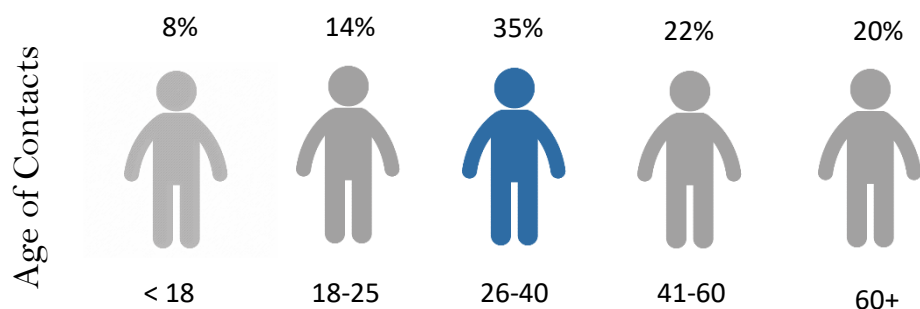




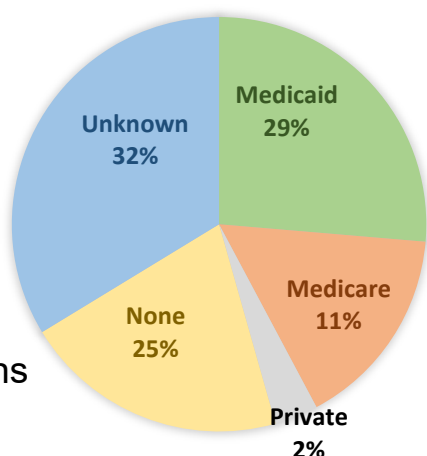
Mental Health Team Calls for Service (Co-Responder)



Only **36%** of individuals that called for service are in treatment at the time of initial contact.

64 Jail Diversions

71 Baker Act Diversions



Of the calls for service received, **67%** had a current mental health and/or substance use diagnosis.

Statistics April - November 2018

- Calls for Service: 434
- Contacts: 402
- Repeat Contacts: 86
- Follow Up's: 265
- Baker/Marchman Acts: 37
- Voluntary: 39
- Receiving Facility:
 - Meridian: 22
 - Other: 54



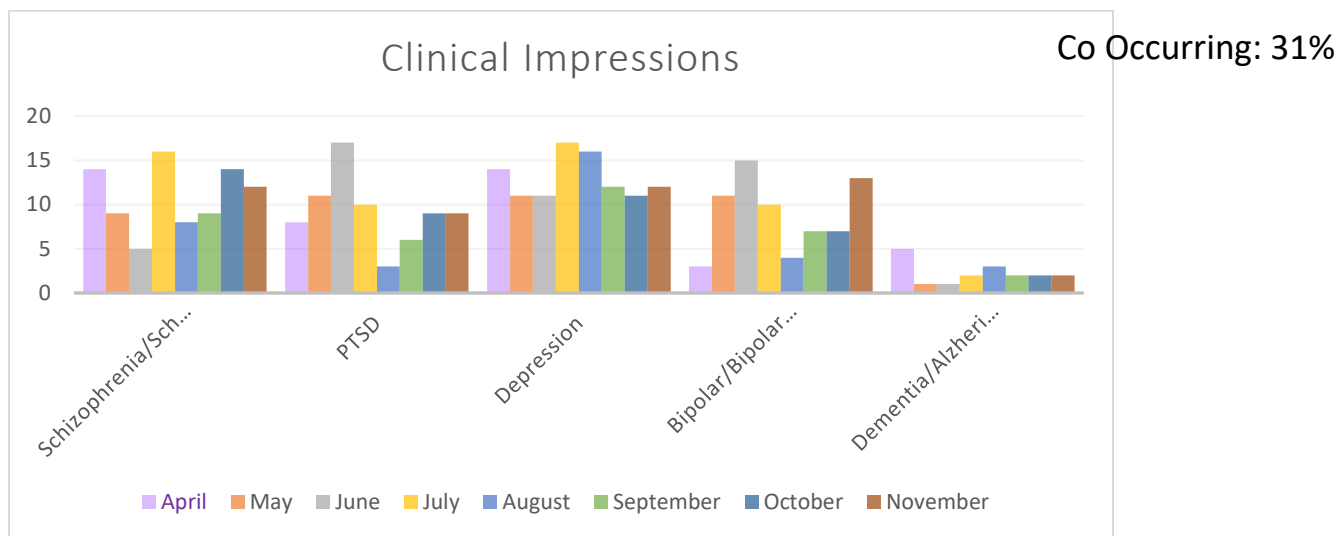
Statistics

April - November 2018

- Highest Call Volume:
Afternoon
- Average Duration: 51 min
- Homeless: 21%
- Veterans: 10%

Mental Health Team was able to divert **75%** of individuals contacted who would have been Baker Acted and were able to refer them to mental health outpatient treatment or admit them on a voluntary basis for inpatient treatment.

Mental Health Team was also able to divert **92%** of individuals contacted that could have been arrested on scene. This saved the jail approximately \$222,270.



Gainesville.
Citizen centered
People empowered



The Co-responder program is sponsored by Meridian Behavioral Healthcare, the City of Gainesville, Gainesville Police Department, LSF Health Systems LLC, and the State of Florida, Department of Children and Families.



Mental Health Team Calls for Service Explainer (Co-Responder)

Age of Contacts- The age of individuals contacted during calls for service.

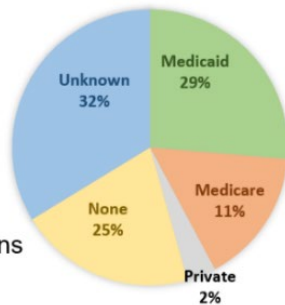
Gender of Contacts- The gender of individuals contacted during calls for service.

Location of Incident- The area of town where incident occurred.

Only **36%** of individuals that called for service are in treatment at the time of initial contact.

64 Jail Diversions

71 Baker Act Diversions



Of the calls for service received, **67%** had a current mental health and/or substance use diagnosis.

36% of Individuals in treatment- Self-reported. Not all were Meridian clients, but stated that have private counselors and/or go to other community resources for treatment.

Insurance- Self-reported. High percentage of unknown due to inability to ask during a crisis situation.

Jail Diversions- People who could have been arrested on scene for a crime if intervention was not available at the time of incident.

Baker Act Diversions- People who could have been Baker Acted if intervention was not available at time of incident. Referrals made to outpatient resource alternatives; which addressed the crisis without a need for inpatient treatment.

Current Diagnosis- Reported diagnosis verified by Meridian docs – or - If not a client of Meridian, then self-reported with supportive information, or with other documentation from hospitals, etc. is included.

Calls for Service- Number of calls requesting Team.

Statistics April – November 2018

- Calls for Service: 434
- Contacts: 402
- Repeat Contacts: 86
- Follow Up's: 265

Contacts- # of contacts made on calls for service. Did not make contact with individual on every call. Some were UTL.

Repeat Contacts- Individuals who had contact with Team on prior calls for service. Some repeats were 2 or 3 calls and others were 8 or 9.

Follow Up's- Number of times follow up was conducted from calls for service. Most people who were not contacted were unable to be located or did not return phone calls, etc.

- Baker/Marchman Acts: 37
- Voluntary: 39
- Receiving Facility:
 - Meridian: 22
 - Other: 54

Baker/Marchman Acts- # of individuals Baker or Marchman Acted by Team due to immediate need for inpatient treatment.

Voluntary- # of individuals who were taken by the Team to a facility for voluntary inpatient treatment without necessity of Baker Act. (Person knew they were suicidal/homicidal and wanted treatment)

Receiving Facility- Aside from Meridian receiving facilities used were North Florida ER, VISTA, Shands ER, and VA.

- Highest Call Volume:
Afternoon
- Average Duration: 51 min
- Homeless: 21%
- Veterans: 10%

Call Volume- Afternoon considered between 12:00 pm and 3:30 pm for our purposes. Team only works 9a to 7p.

Average Duration- Some calls took 15 minutes and others over 2 hours, but the average was 51 minutes.

Homeless- Only 21% of the calls for service involved homeless individuals. 22% of the homeless individuals we made contact with requested voluntary transport to Meridian for suicidal ideations or homicidal ideations.

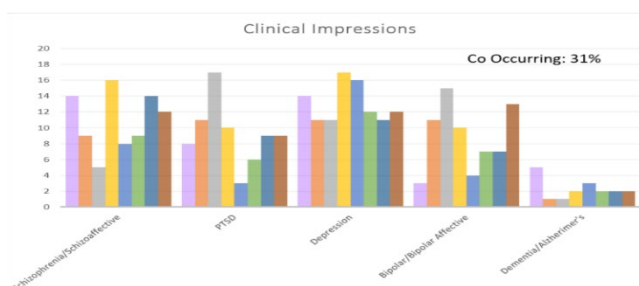
Veterans- This number is only individuals being contacted by our team.

Mental Health Team was able to divert **75%** of individuals contacted who would have been Baker Acted and were able to refer them to mental health outpatient treatment or admit them on a voluntary basis for inpatient treatment.

This number indicates the 75% of individuals who would/could have been Baker Acted by LEO, not that 75% of individuals could have been Baker Acted. These individuals were provided referrals for outpatient treatment. Some were provided transport for immediate outpatient assistance.

Mental Health Team was also able to divert **92%** of individuals contacted that could have been arrested on scene. This saved the jail approximately \$222,270.

The number indicates that 92% of individuals contacted who could have been arrested on scene were not, it does not indicate that 92% of people contacted could have been arrested. The only people who were arrested on scene committed serious violent crimes. The amount of money saved by the jail due to diversions came from the average number of days spent in jail after being booked and the amount of money that the jail spends daily on individuals with mental health needs.



Reported diagnosis verified by Meridian docs – or - If not a client of Meridian, then self-reported with supportive information, or with other documentation from hospitals, etc. is included. The same holds true for Co-Occurring %.

The Co-responder program is sponsored by Meridian Behavioral Healthcare, the City of Gainesville, Gainesville Police Department, LSF Health Systems LLC, and the State of Florida, Department of Children and Families.

Meridian Media Contact:
Joy Riddle, SVP Marketing,
Communications, and Advancement
joy_riddle@mbhci.org
352.374.5600 x8218 * 352.262.2103