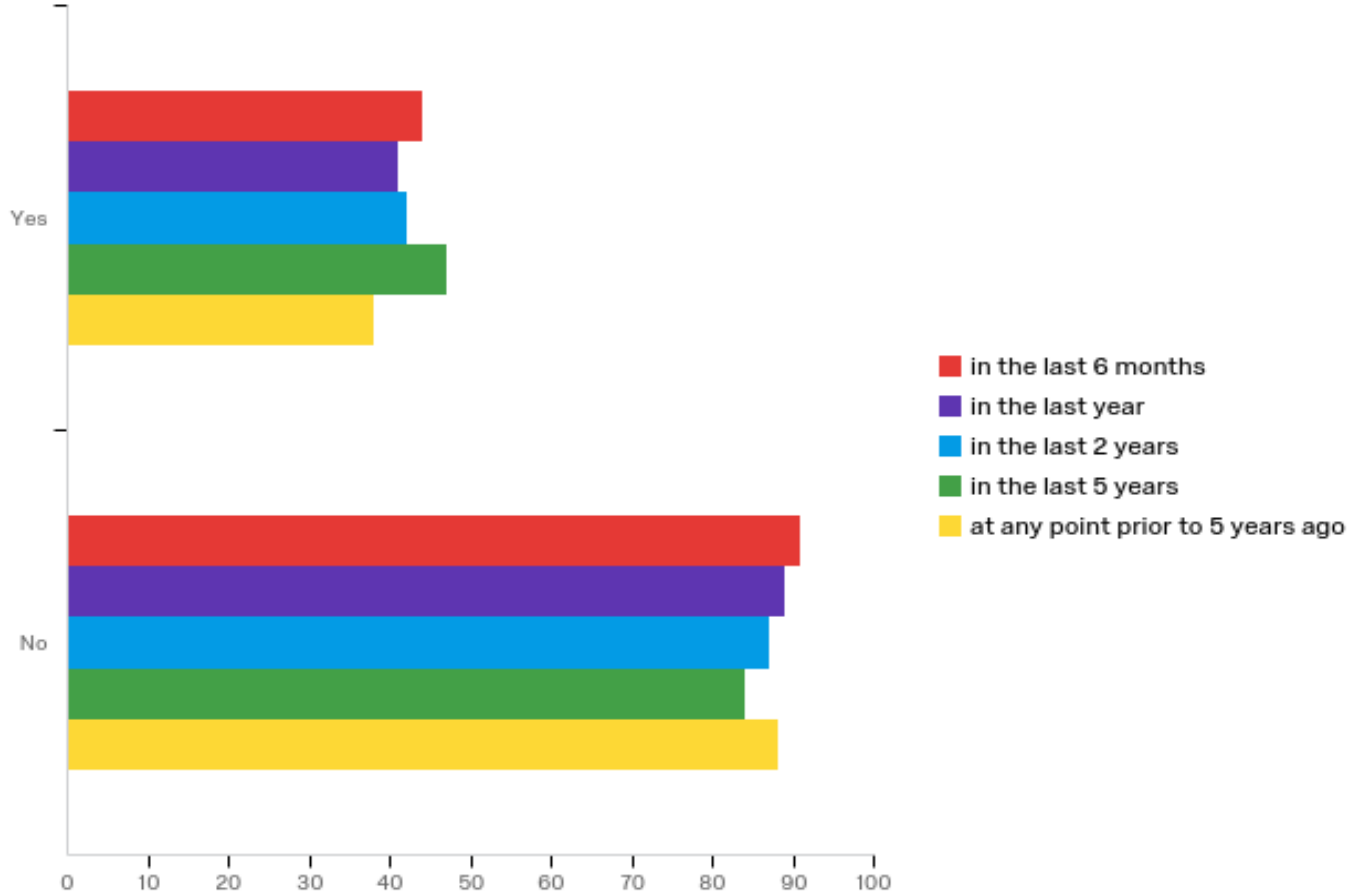
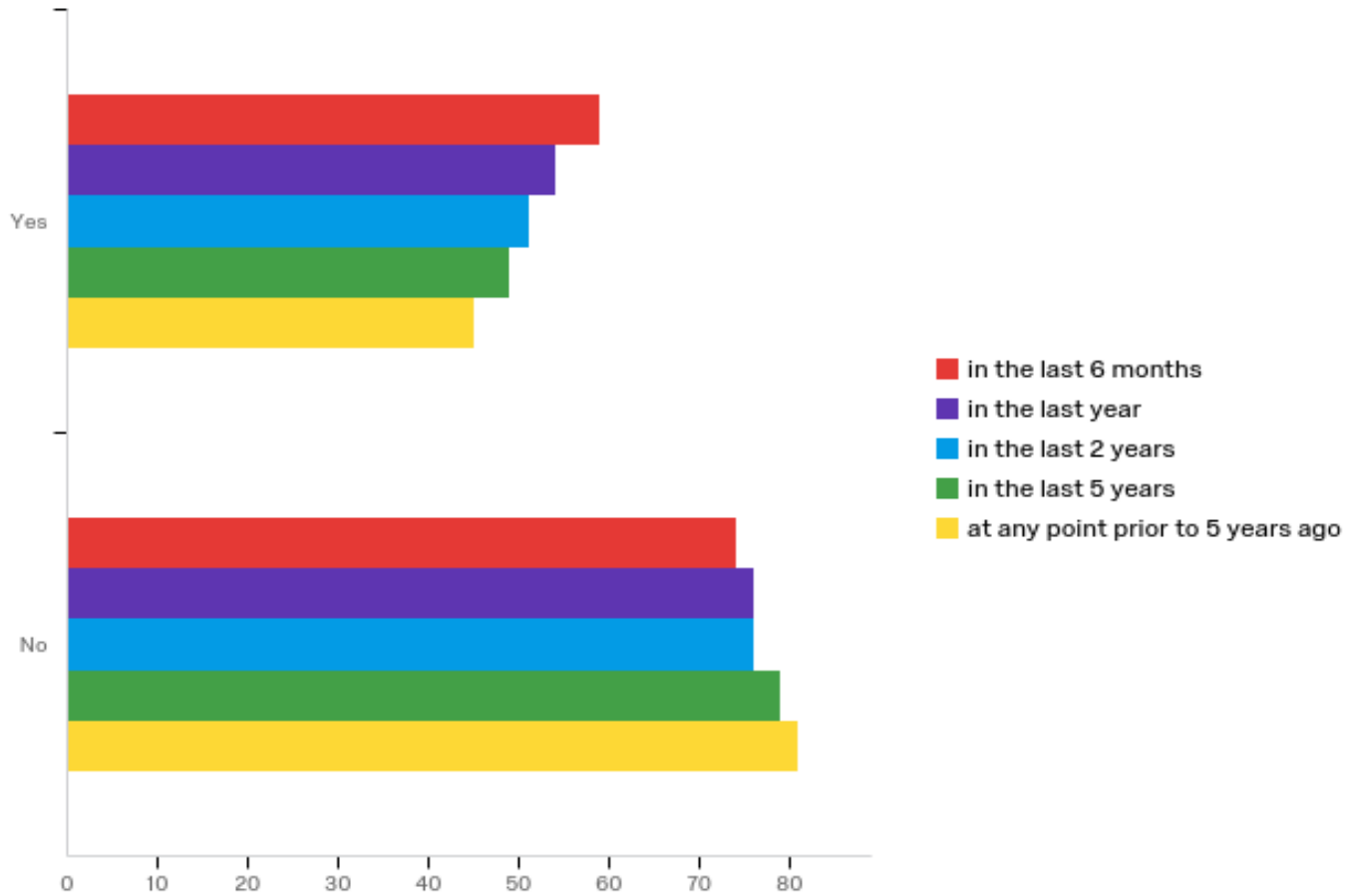


Q1 - Have you been the target of faculty-on-faculty bullying....



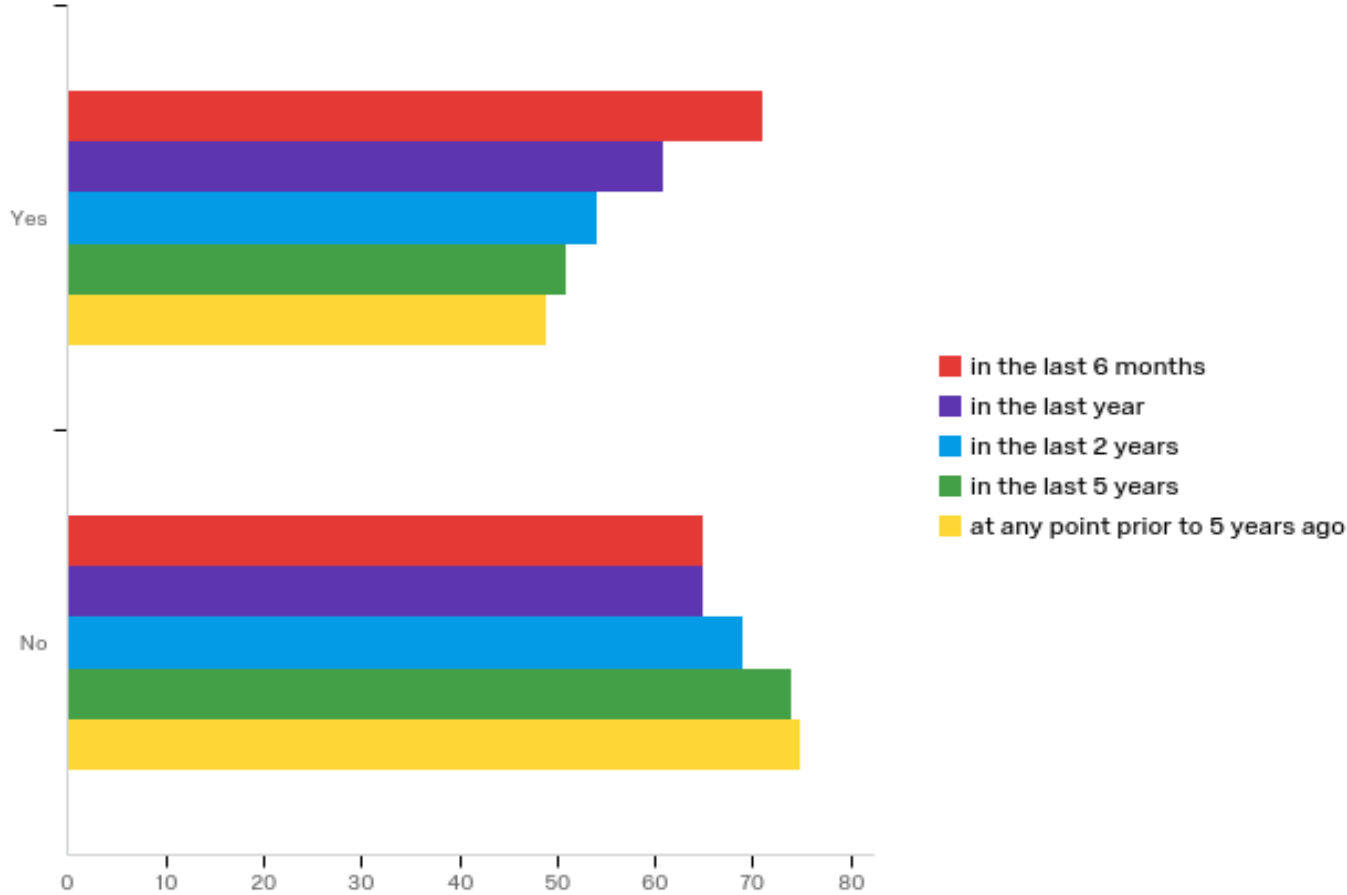
#	Question	Yes		No		Total
1	in the last 6 months	32.59%	44	67.41%	91	135
2	in the last year	31.54%	41	68.46%	89	130
3	in the last 2 years	32.56%	42	67.44%	87	129
4	in the last 5 years	35.88%	47	64.12%	84	131
5	at any point prior to 5 years ago	30.16%	38	69.84%	88	126

Q3 - Have you witnessed faculty-on-faculty bullying....



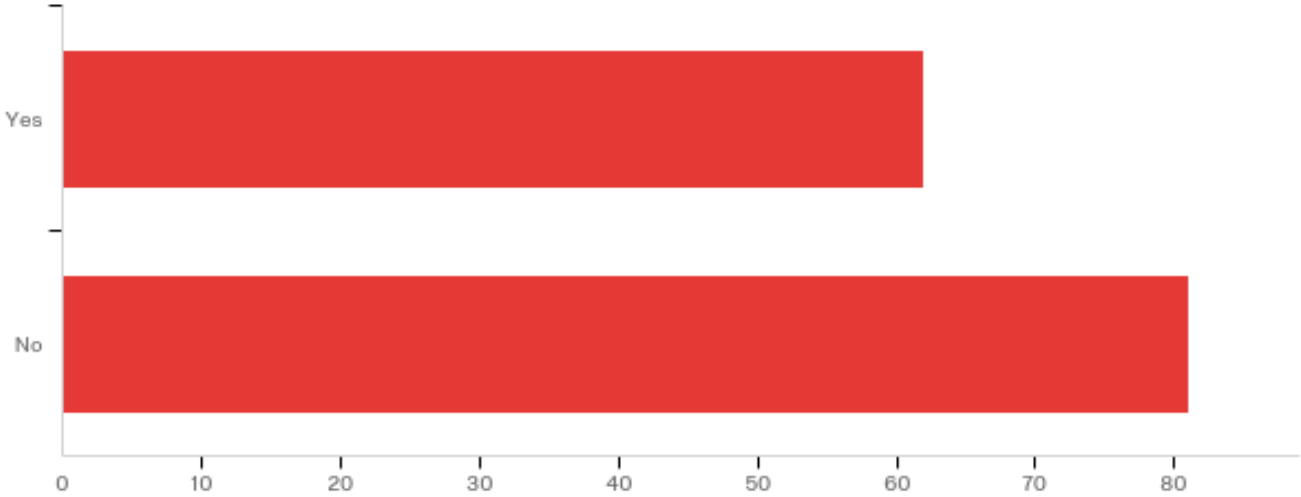
#	Question	Yes		No		Total
1	in the last 6 months	44.36%	59	55.64%	74	133
2	in the last year	41.54%	54	58.46%	76	130
3	in the last 2 years	40.16%	51	59.84%	76	127
4	in the last 5 years	38.28%	49	61.72%	79	128
5	at any point prior to 5 years ago	35.71%	45	64.29%	81	126

Q4 - Have you heard of faculty-on-faculty bullying from a colleague....



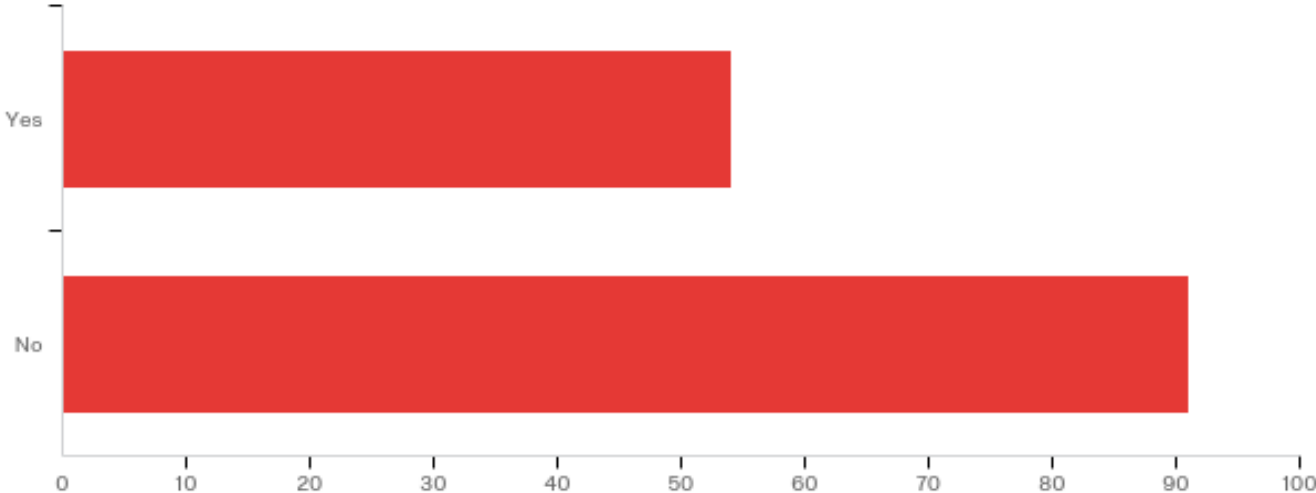
#	Question	Yes		No		Total
1	in the last 6 months	52.21%	71	47.79%	65	136
2	in the last year	48.41%	61	51.59%	65	126
3	in the last 2 years	43.90%	54	56.10%	69	123
4	in the last 5 years	40.80%	51	59.20%	74	125
5	at any point prior to 5 years ago	39.52%	49	60.48%	75	124

Q5 - Has your experience with faculty-on-faculty bullying negatively impacted your career at UNF?



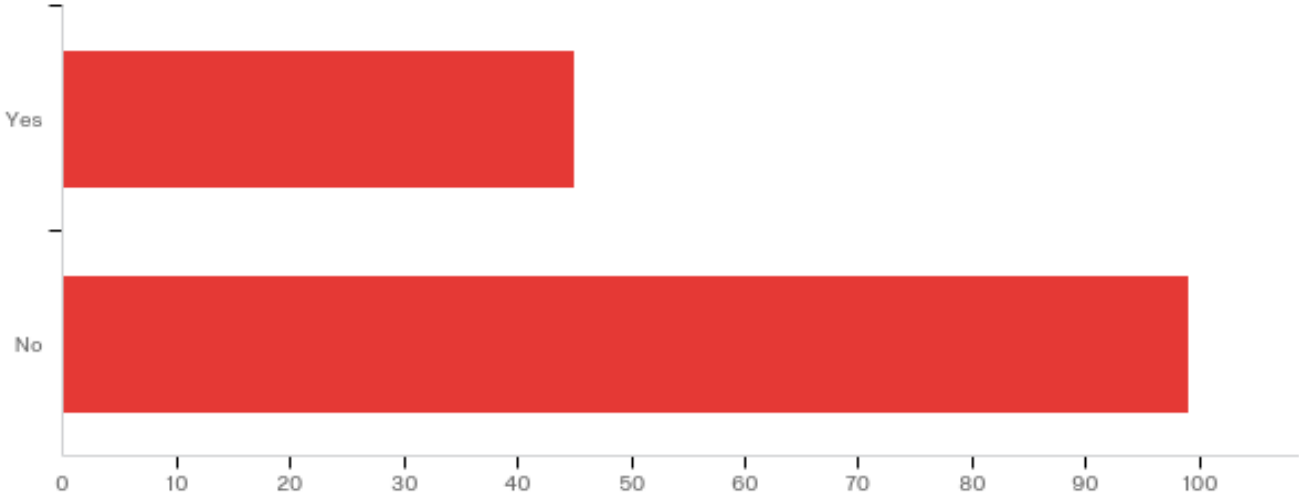
#	Answer	%	Count
1	Yes	43.36%	62
2	No	56.64%	81
	Total	100%	143

Q6 - Has your experience with faculty-on-faculty bullying negatively impacted your personal life?



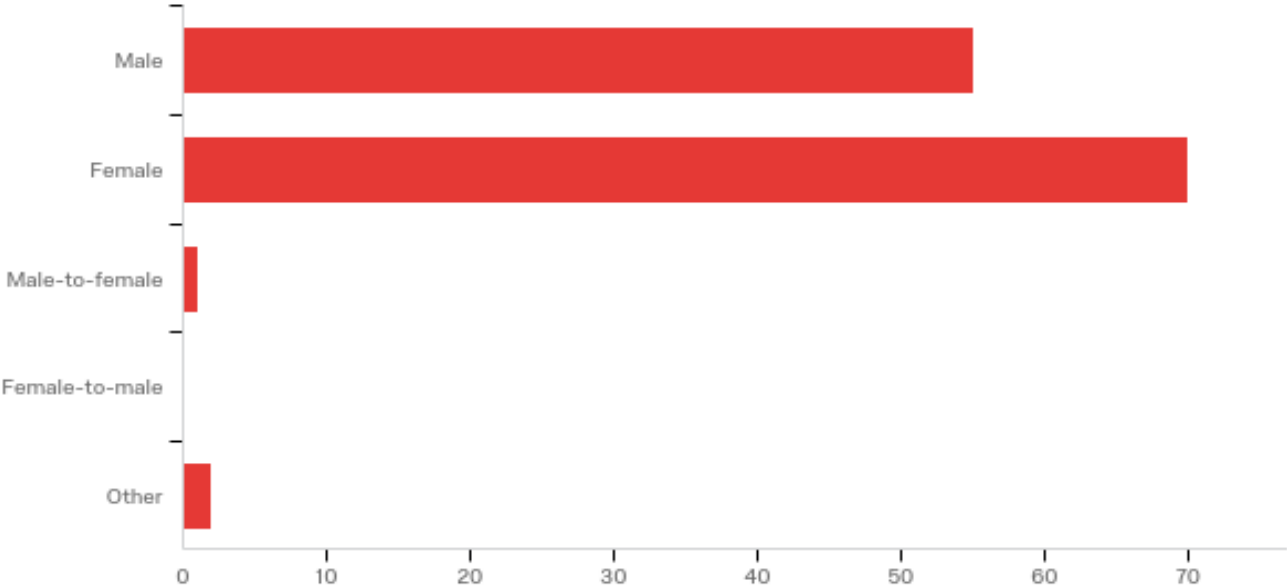
#	Answer	%	Count
1	Yes	37.24%	54
2	No	62.76%	91
	Total	100%	145

Q7 - Have you reported faculty-on-faculty bullying to a supervisor, Human Relations department, or other administrative staff member?



#	Answer	%	Count
1	Yes	31.25%	45
2	No	68.75%	99
	Total	100%	144

Q13 - What is your gender identity?

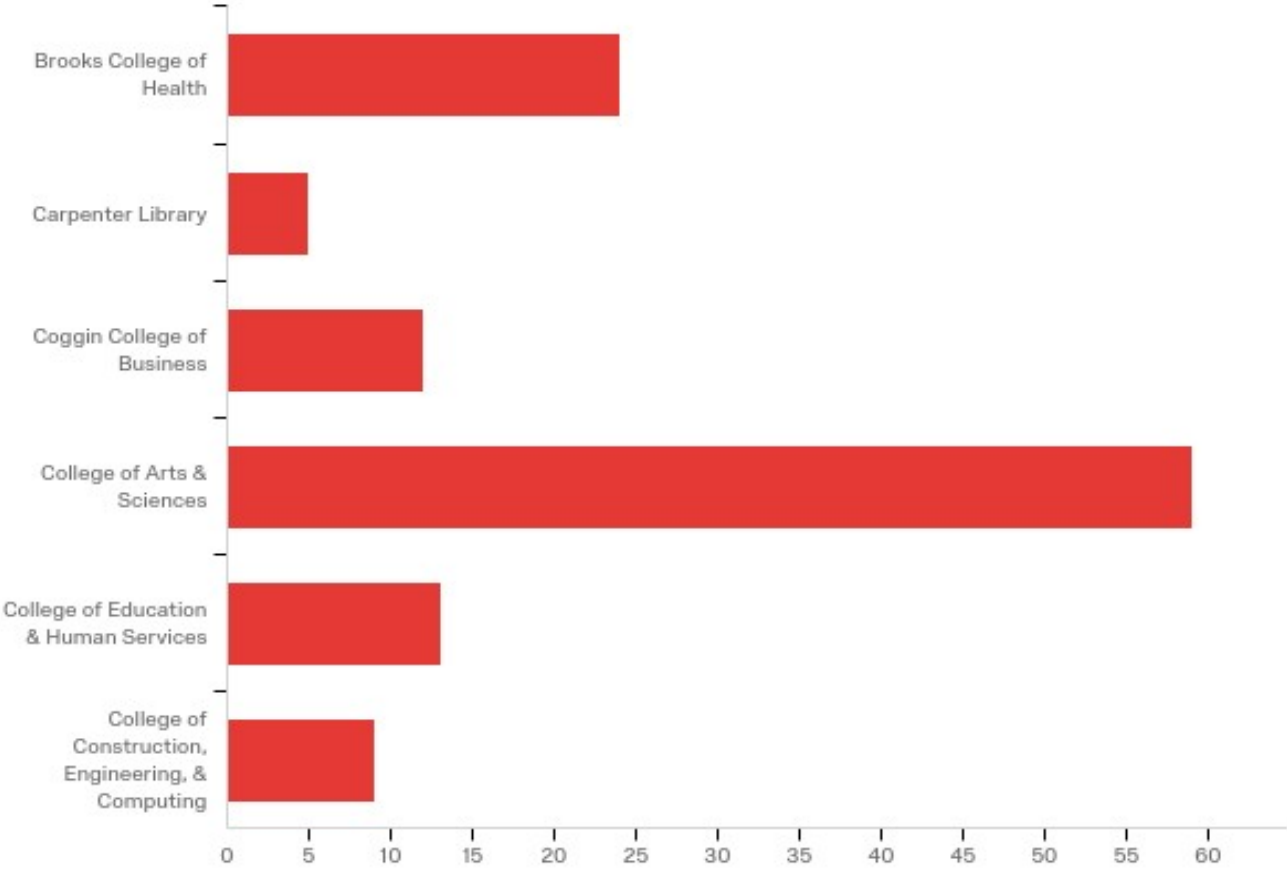


#	Answer	%	Count
1	Male	42.97%	55
2	Female	54.69%	70
3	Male-to-female	0.78%	1
4	Female-to-male	0.00%	0
5	Other	1.56%	2
	Total	100%	128

Other

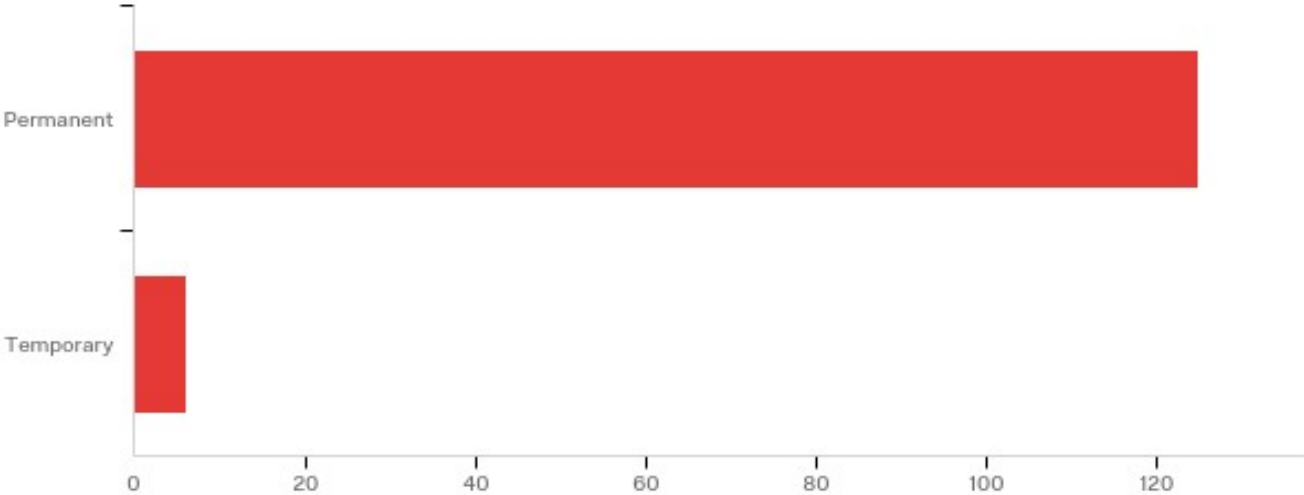
Other - Text
Does not matter

Q14 - Which college are you a member of?



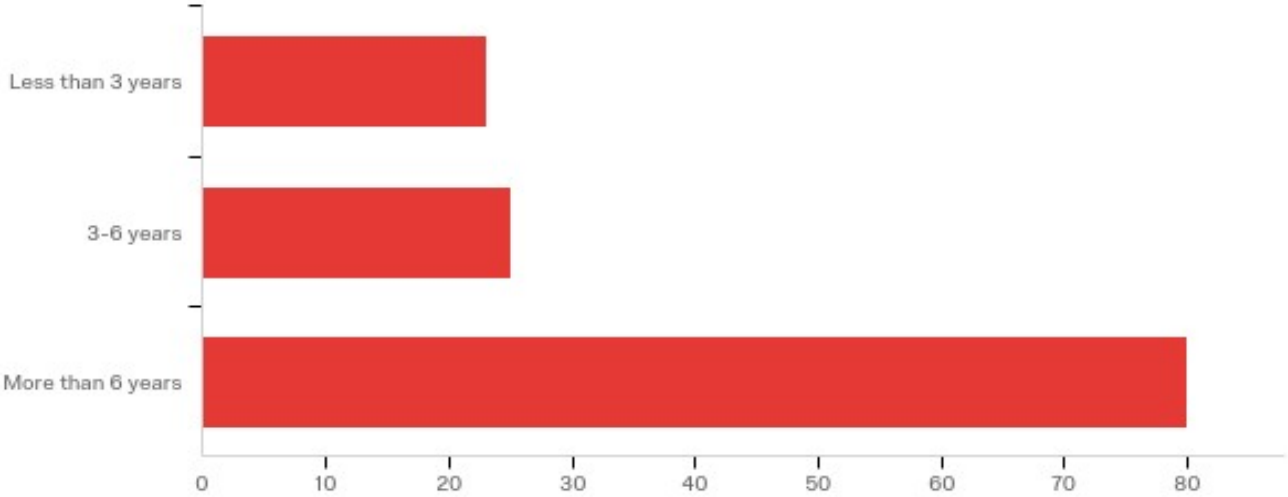
#	Answer	%	Count
1	Brooks College of Health	19.67%	24
2	Carpenter Library	4.10%	5
3	Coggin College of Business	9.84%	12
4	College of Arts & Sciences	48.36%	59
5	College of Education & Human Services	10.66%	13
6	College of Construction, Engineering, & Computing	7.38%	9
	Total	100%	122

Q15 - Are you permanent or temporary faculty?



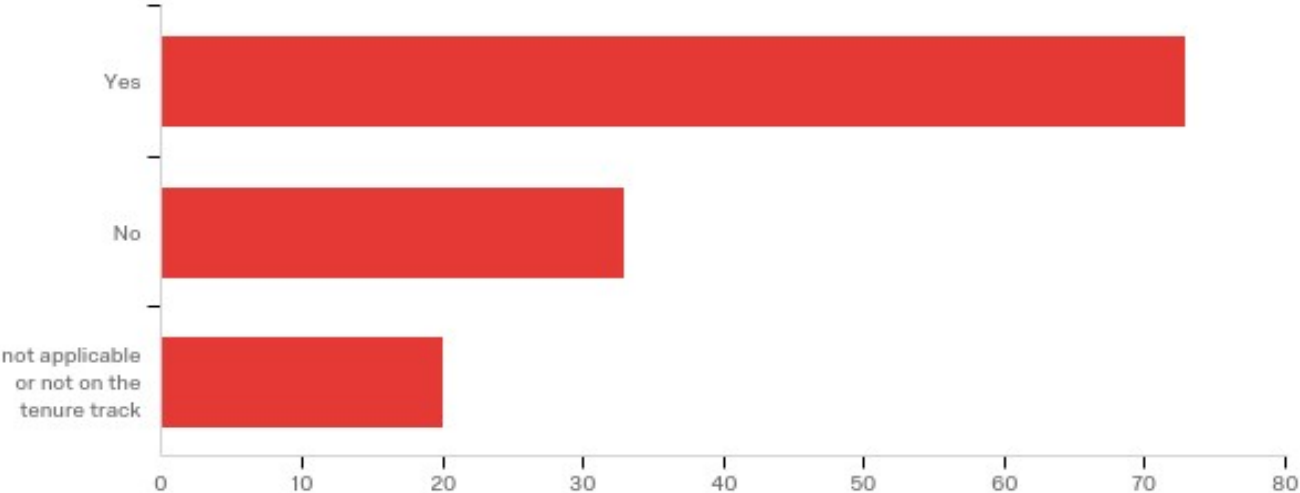
#	Answer	%	Count
1	Permanent	95.42%	125
2	Temporary	4.58%	6
	Total	100%	131

Q16 - How long have you been working at UNF?



#	Answer	%	Count
1	Less than 3 years	17.97%	23
2	3-6 years	19.53%	25
3	More than 6 years	62.50%	80
	Total	100%	128

Q17 - Are you tenured?



#	Answer	%	Count
1	Yes	57.94%	73
2	No	26.19%	33
3	not applicable or not on the tenure track	15.87%	20
	Total	100%	126

Survey Data Cross-Tabulations

Gender Identity	Target at Any Time <i>(% of grand total)</i> <i>(% of Gender Identity)</i>		Total
	No	Yes	
Female	30 23% 43%	40 31% 57%	70 55% %
Male	32 25% 58%	23 18% 42%	55 43% %
Male-to-female		1 1% 100%	1 1% %
Other		2 2% 100%	2 2% %
Total	62 48% 48%	66 52% %	128 100% %

Gender Identity	Witness at Any Time <i>(% of grand total)</i> <i>(% of Gender Identity)</i>		Total
	No	Yes	
Female	26 20% 37%	44 34% 63%	70 55% 100%
Male	34 27% 62%	21 16% 38%	55 43% 100%
Male-to-female		1 1% 100%	1 1% 100%
Other		2 2% 100%	2 2% 100%
Total	60 47% 47%	68 53% 53%	128 100% 100%

College	Target at Any Time (% of grand total) (% of College total)		Total
	No	Yes	
Brooks College of Health	14 11% 58%	10 8% 42%	24 20% 100%
Carpenter Library	1 1% 20%	4 3% 80%	5 4% 100%
Coggin College of Business	7 6% 58%	5 4% 42%	12 10% 100%
College of Arts & Sciences	32 26% 54%	27 22% 46%	59 48% 100%
College of Construction, Engineering, & Computing	5 4% 56%	4 3% 44%	9 7% 100%
College of Education & Human Services	3 2% 23%	10 8% 77%	13 11% 100%
Total	62 51% 51%	60 49% 49%	122 100% 100%

College	Witness at Any Time (% of grand total) (% of College total)		Total
	No	Yes	
Brooks College of Health	10 8% 42%	14 11% 58%	24 20% 100%
Carpenter Library	2 2% 40%	3 2% 60%	5 4% 100%
Coggin College of Business	7 6% 58%	5 4% 42%	12 10% 100%
College of Arts & Sciences	29 24% 49%	30 25% 51%	59 48% 100%
College of Construction, Engineering, & Computing	7 6% 78%	2 2% 22%	9 7% 100%
College of Education & Human Services	3 2% 23%	10 8% 77%	13 11% 100%
Total	58 48% 48%	64 52% 52%	122 100% 100%