



WASHINGTON, DC - 202-548-2680
JACKSONVILLE, FL - 904-261-2444

MASON-DIXON® FLORIDA POLL



OCTOBER 2017

HURRICANE IRMA

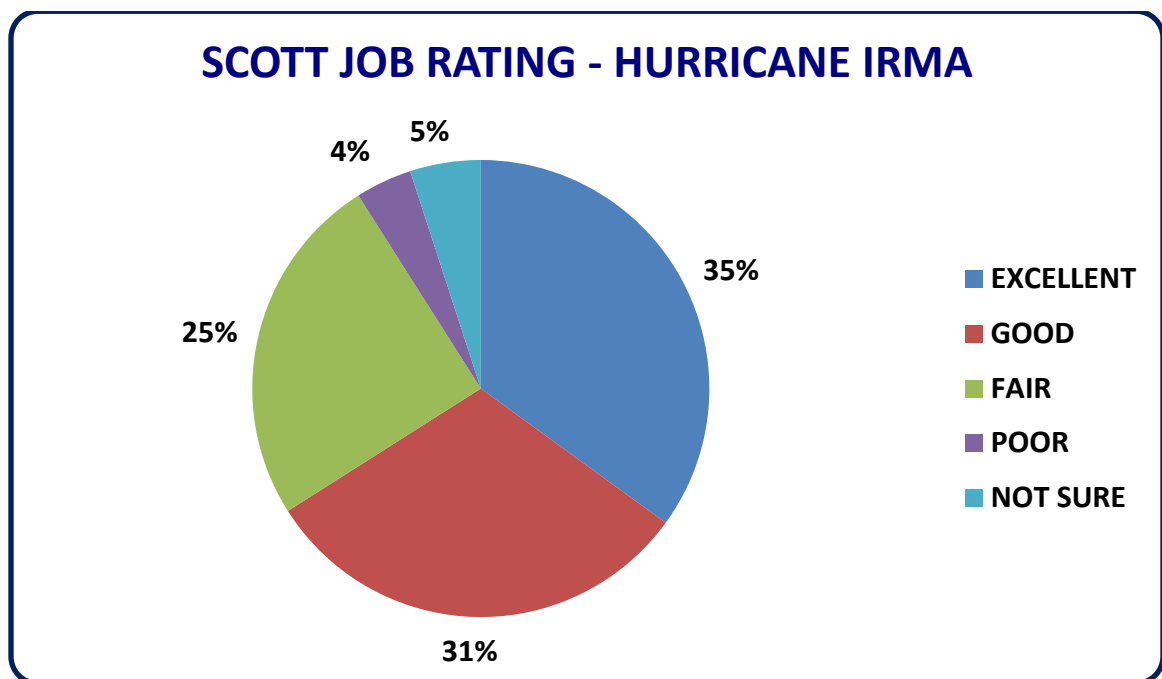
FOR RELEASE: 6 am. Wednesday, October 25, 2017

© Copyright 2017

Tracking public opinion in Florida since 1984

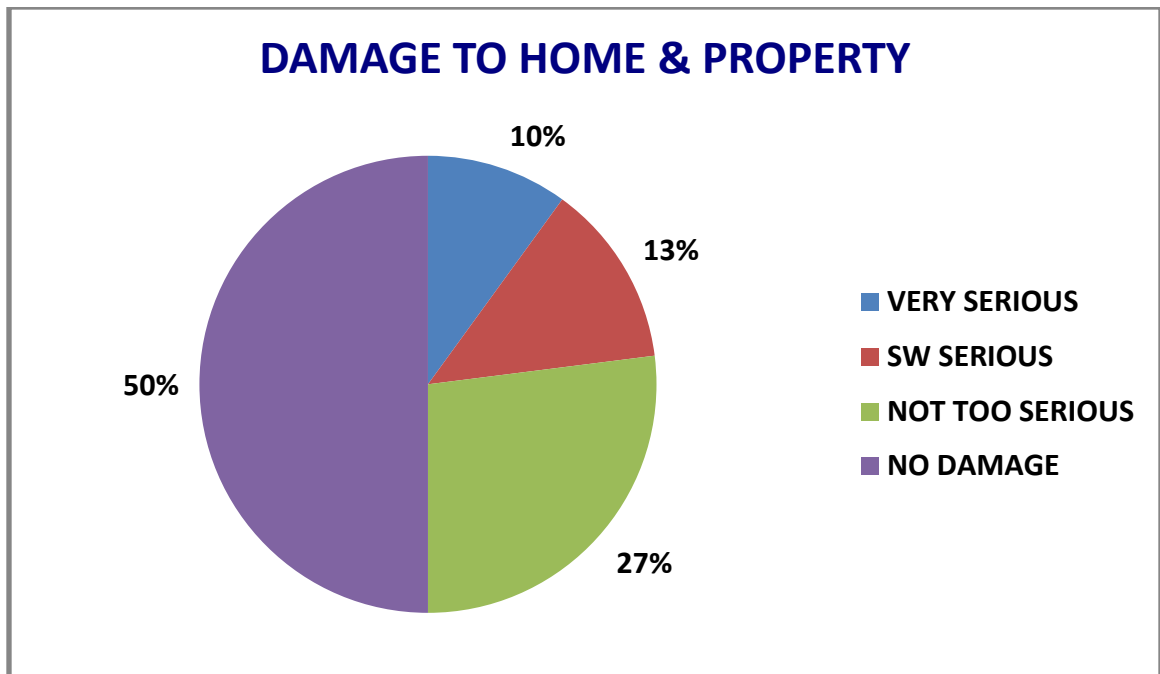
SCOTT RECEIVES HIGH MARKS FOR IRMA, BUT FLORIDIANS MAY HESITATE TO EVACUATE NEXT TIME

Florida voters give Governor Rick Scott positive ratings for his handling of the state during Hurricane Irma. Statewide, 35% rated the governor's performance as "excellent", while 31% rated it "good", 25% said it was "fair", only 4% felt it was "poor" and 5% were not sure.



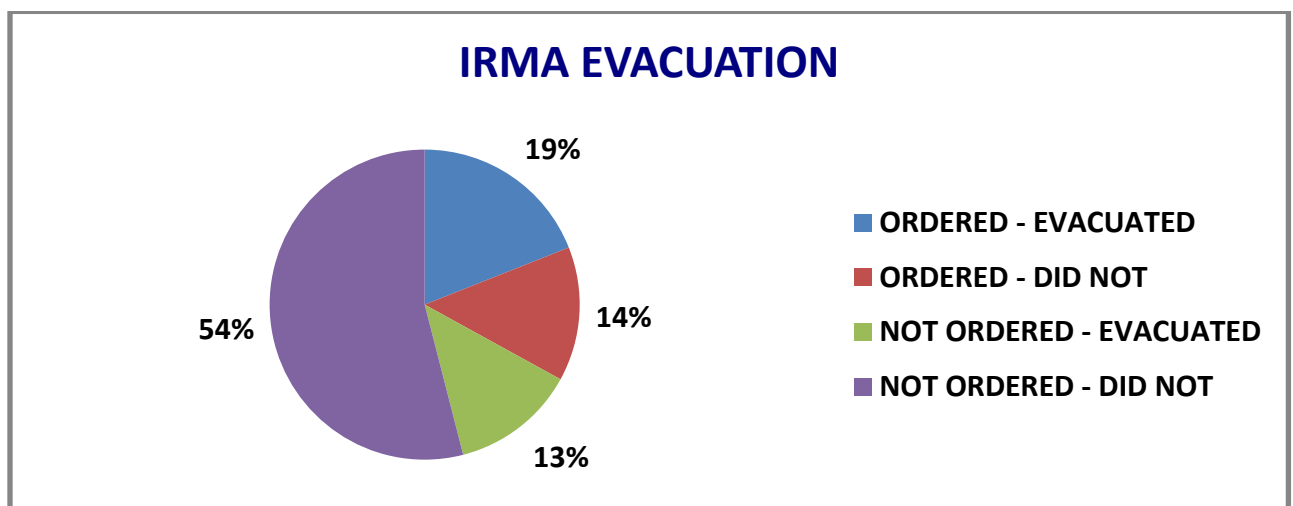
Scott's rating split along partisan lines, with 89% of Republicans rating it as "excellent" or "good", compared to 49% of Democrats and 62% of Independents.

While Irma was a destructive storm, only 10% of Floridians said their home or property suffered "very serious" damage and 13% said it was "somewhat serious". However, 50% of voters indicated they suffered little or no damage from the hurricane.



The widespread evacuation orders, coupled with the shifting storm track, resulted in many people evacuating into the path of Irma. The heavy traffic and the distance many were required to travel could present problems for emergency managers in future hurricanes.

Statewide, almost one-in-three Floridians (32%) left their home during Irma – and not all of them did because they were ordered to. In fact, 43% of those under a mandatory evacuation order did not leave their homes. However, 13% of state residents evacuated even though they did not have to do so.

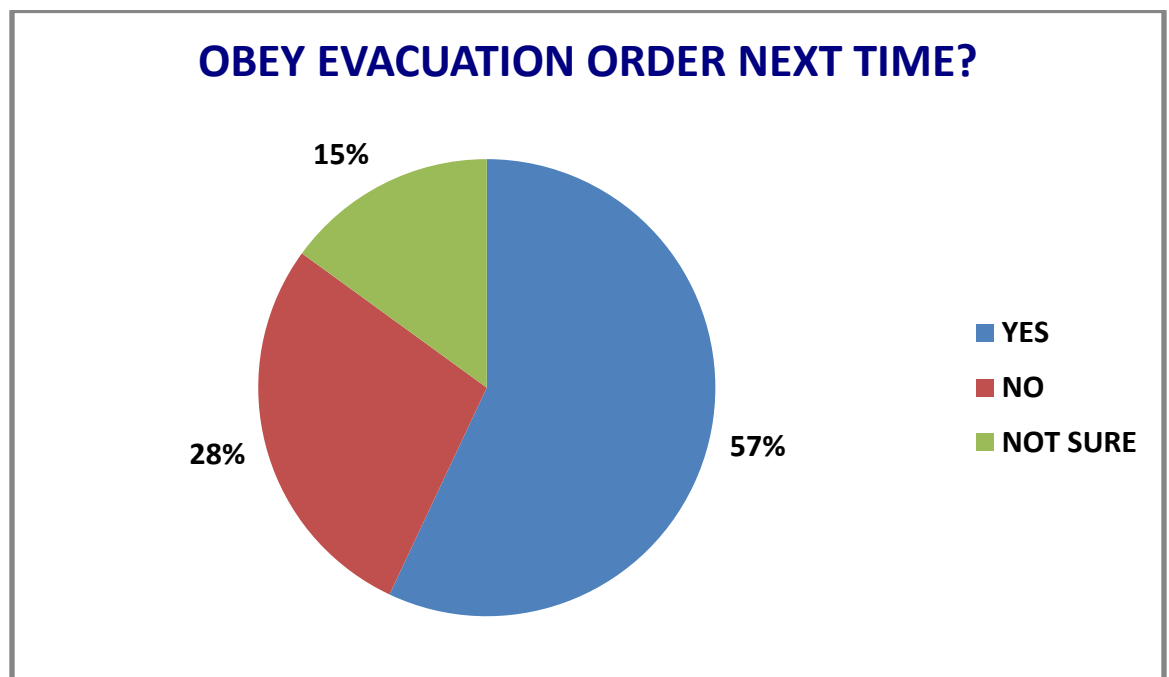


Next time round could be a different story, as many Floridians indicate they will re-think their actions. Statewide, only 57% say that they will follow an evacuation order in the face of a hurricane similar in strength to Irma. Within the four categories of evacuation status related to Hurricane Irma, the results show that –

- 19% of Floridians were ordered to evacuate and did so. Among this group, only 71% said they would definitely do so again.

14% of Floridians were ordered to evacuate, but did not. Among this group, 19% said they would follow the evacuation order next time.

- 13% of Floridians were not ordered to evacuate, but did so anyway. Among this group, only 57% said they would evacuate again, even if they were ordered to.
- 54% of Floridians were not ordered to evacuate and stayed in their homes. If ordered to leave in a future hurricane, only 62% said that they definitely would.



QUESTION: How would you rate the performance of Governor Rick Scott's handling of Hurricane Irma? Would you rate it as excellent, good, fair or poor?

	<u>EXCELLENT</u>	<u>GOOD</u>	<u>FAIR</u>	<u>POOR</u>	<u>NOT SURE</u>
STATE	35%	31%	25%	4%	5%

<u>REGION</u>	<u>EXCELLENT</u>	<u>GOOD</u>	<u>FAIR</u>	<u>POOR</u>	<u>NOT SURE</u>
North Florida	41%	30%	21%	3%	5%
Central Florida	40%	32%	19%	3%	6%
Tampa Bay	37%	30%	26%	3%	4%
Southwest Florida	36%	32%	27%	1%	4%
Southeast Florida	25%	31%	32%	7%	5%

<u>SEX</u>	<u>EXCELLENT</u>	<u>GOOD</u>	<u>FAIR</u>	<u>POOR</u>	<u>NOT SURE</u>
Men	39%	31%	21%	3%	6%
Women	33%	31%	28%	4%	4%

<u>AGE</u>	<u>EXCELLENT</u>	<u>GOOD</u>	<u>FAIR</u>	<u>POOR</u>	<u>NOT SURE</u>
<50	32%	30%	25%	5%	8%
50+	37%	32%	25%	3%	3%

<u>RACE</u>	<u>EXCELLENT</u>	<u>GOOD</u>	<u>FAIR</u>	<u>POOR</u>	<u>NOT SURE</u>
White	38%	30%	22%	4%	6%
Black	21%	29%	40%	4%	6%
Hispanic	34%	36%	24%	4%	2%

<u>PARTY REGISTRATION</u>	<u>EXCELLENT</u>	<u>GOOD</u>	<u>FAIR</u>	<u>POOR</u>	<u>NOT SURE</u>
Democrat	19%	30%	40%	7%	4%
Republican	55%	34%	6%	1%	4%
Independent	32%	30%	26%	5%	7%

QUESTION: How seriously did Hurricane Irma damage your home and property? Would you describe it as very serious, somewhat serious, not too serious, not serious at all or no damage?

	<u>STATE</u>	<u>NORTH</u>	<u>CENTRAL</u>	<u>TAMPA BAY</u>	<u>SOUTHWEST</u>	<u>SOUTHEAST</u>
VERY SERIOUS	10%	6%	10%	14%	15%	8%
SW SERIOUS	13%	7%	13%	17%	16%	14%
NOT TOO SERIOUS	27%	27%	27%	32%	25%	25%
NOT SERIOUS/NO DAMAGE	50%	60%	50%	37%	44%	53%

QUESTION: Were you ordered to evacuate ahead of Hurricane Irma, or not?

	<u>STATE</u>	<u>NORTH</u>	<u>CENTRAL</u>	<u>TAMPA BAY</u>	<u>SOUTHWEST</u>	<u>SOUTHEAST</u>
YES	33%	29%	26%	30%	41%	39%
NO	67%	71%	74%	70%	59%	61%

QUESTION: Did you evacuate your home ahead of Hurricane Irma, or not?

	<u>STATE</u>	<u>ORDERED</u>	<u>NOT ORDERED</u>
YES	32%	57%	19%
NO	68%	43%	81%

QUESTION: The next time there is a hurricane of similar strength to Irma and if you are ordered to evacuate, would you do so or not?

	<u>YES</u>	<u>NO</u>	<u>NOT SURE</u>
STATE	57%	28%	15%
ORDERED & EVACUATED	71%	24%	5%
ORDERED, BUT DID NOT EVACUATE	19%	63%	18%
NOT ORDERED, BUT EVACUATED	57%	28%	15%
NOT ORDERED, DID NOT EVACUATE	62%	20%	18%

HOW THE POLL WAS CONDUCTED

This poll was conducted by Mason-Dixon Polling & Strategy, Inc. of Jacksonville, Florida from October 17 through October 19, 2017. A total of 625 registered Florida voters were interviewed statewide by telephone. All said they regularly vote in state elections.

Those interviewed were randomly selected from a phone-matched Florida voter registration list that included both land-line and cell phone numbers. Quotas were assigned to reflect voter turnout by county.

The margin for error, according to standards customarily used by statisticians, is no more than ± 4 percentage points. This means that there is a 95 percent probability that the "true" figure would fall within that range if all voters were surveyed. The margin for error is higher for any subgroup, such as a gender or age grouping.

DEMOGRAPHICS

PARTY REGISTRATION:

Democrat	243 (39%)
Republican	232 (37%)
Independent or Other	150 (24%)

AGE:

18-34	112 (18%)
35-49	158 (25%)
50-64	178 (28%)
65+	172 (28%)
Refused	5 (1%)

RACE/ETHNICITY:

White/Caucasian	417 (67%)
Black/African American	81 (13%)
Hispanic or Cuban	102 (16%)
Other	19 (3%)
Refused	6 (1%)

SEX:

Male	302 (48%)
Female	323 (52%)

REGION:

North Florida	135 (22%)
Central Florida	120 (19%)
Tampa Bay	115 (18%)
Southwest Florida	75 (12%)
Southeast Florida	180 (29%)

FLORIDA POLL REGIONS

NORTH FLORIDA: Voters interviewed in Escambia, Okaloosa, Santa Rosa, Bay, Calhoun, Franklin, Gulf, Liberty, Walton, Washington, Holmes, Jackson, Gadsden, Hamilton, Jefferson, Lafayette, Leon, Madison, Suwannee, Taylor, Wakulla, Baker, Bradford, Clay, Columbia, Duval, Nassau, Putnam, St. Johns, Flagler, Union, Alachua, Dixie, Gilchrist and Levy counties.

CENTRAL FLORIDA: Voters interviewed in Brevard, Lake, Marion, Orange, Osceola, Seminole, Citrus, Sumter, Volusia, and Indian River counties.

TAMPA BAY: Voters interviewed in Hernando, Hillsborough, Pasco, Pinellas and Polk counties.

SOUTHWEST FLORIDA: Voters interviewed in DeSoto, Glades, Hardee, Hendry, Highlands, Manatee, Sarasota, Charlotte, Collier and Lee counties.

SOUTHEAST FLORIDA: Voters interviewed in Okeechobee, St. Lucie, Martin, Palm Beach, Broward, Miami-Dade and Monroe counties.